

On the stage 4, Atsi is playing outside with her friends. Atsi meets two people, Aunt Ama and a stranger. When she meets Aunt Ama, she gives Atsi a cake and her mother is around there. Then a button comes up with an option "terima" as accept or "tolak" as reject. If the children choose "tolak" there is an explanation, when the parents are around the children and someone gives something such as, candy, cake, etc. the children can take it. However, if the parents are not around them, children should not take it, even if the one who gives it is someone whom the children have already known.

Atsi also meets a stranger who gives her candy and asks Atsi to go out. Children will choose the button to accept or reject everything that a stranger asks. If the children choose the button to accept, an explanation will show up that children should reject the allurements. In the story line, the stranger will force Atsi to go out then on the screen a button "tolong" to shout help will appear then a button "lari" to look for help will also appear.



Fig 2. 7 Stage 5 Game Children Safety

Stage 5 has the same pattern as stage 4, the differences are on the potential offenders who are the people whom children have already known. In this stage, setting of story is in the park where Patra is playing. The offender is

someone who is called uncle by Patra. In the story, the uncle gives Patra a ball then a button to choose "accept" or "reject" appears. Then uncle and Patra talks together, and Patra gets a hug which makes Patra feels uncomfortable. After that buttons of button "tolong" and "lari" will appear on the screen as in stage 4.

2.2.3 Menu Info



Fig 2. 8 Menu Info Game Children Safety

Info Menu is created to support the information that is delivered through the game story.



Fig 2. 9 Info 1 Children Safety Game

The first info is about child's private organs that the other should not be allowed to touch. They are mouth, chest, and areas around pants or skirt. Around the pants or skirt are crotch and butt described by picture [7][8].



Fig 2. 10 Info 2 Children Safety Game

The second info explains the places where sexual abuse could happen, such as around the house, school, and public places. It also explains that nobody cannot force children to do something that makes children feel uncomfortable, even if that someone is a person whom the children love or know[7][8].



Fig 2.11(a) Info 3 Children Safety Game (1)



Fig 2. 11(b) Info 3 Children Safety Game (2)

The third info is about the events when someone can touch child's private organ. For example, when a doctor examines children and the parents accompany them. Also, this info explains safe touch for children like handshake, stroked the head, coupled, embrace or hug.

III. RESEARCH METHODOLOGY

Distributing questionnaire form into 30 respondents to survey Children Safety game has already be done. Before the respondent fills the form, they have to play the game first. Respondents are those who have already known sex education or child's sex education.

IV. RESULTS AND DISCUSSION

The result of the questionnaires distributed into 30 respondent is described in bar charts.

How hard to play game Children Safety?

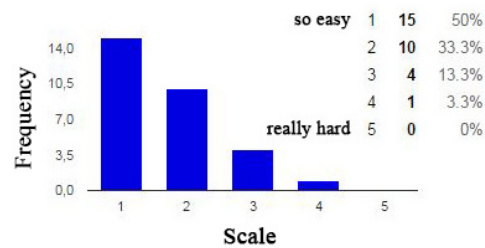


Fig 4. 1 Difficulty to play Children Safety.

Are you agree if game Children Safety as a media to deliver sex education?



Fig 4. 2 Children Safety as a sex medium education.

As a sex media education, is it the material of sex education on game Children Safety relevant for child's sex education?

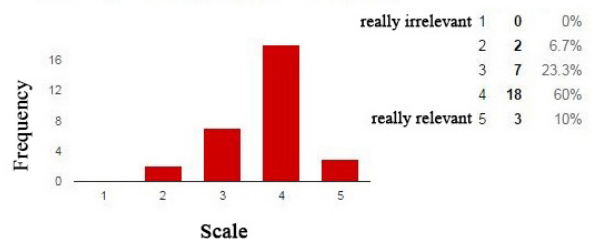


Fig 4.3 Children Safety is a satisfactorily sex education material.

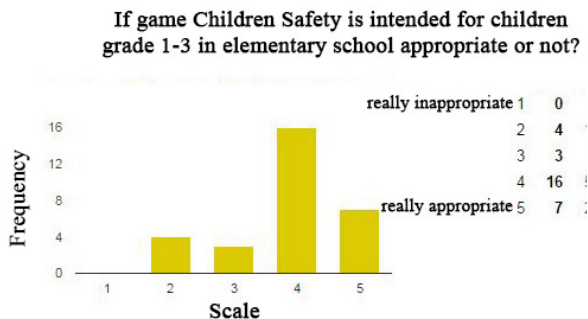


Fig 4.4 Children Safety is appropriate for children grade 1-3 in elementary school.

From the survey, the respondents' opinion on Children Safety game as an education game can be summarized as follows:

- The game is easy to be played by adult, someone who will accompany children to help or teach children how to play the game.
- Children Safety game can be a media to teach child's sex education.
- Sex education materials on the game are relevant to teach child's sex education.
- The game can be sex media education for children grade 1-3 in elementary school.

Some respondents stated that the materials of child's sex education have a deficiency in the way the game shows human genital organs. The game just shows where the genital organ is implicitly by showing the part of the body where the organ is located. This happened because not all parents are ready to show the genital organ explicitly even through sketch picture to their children.

V. CONCLUSION

Game can deliver information and become a medium of education as in an education game. Sexual education is one of the education that could be adapted into education game. One of the education games with the topic of sex education is Children Safety game.

Overall, Children Safety game can be a tool to help deliver sex education for children. Sex education materials are also relevant for sex education especially child's sex education. To

adjust the game with public readiness, summarizing the material about sex education has done. It makes some respondents give their opinion that the material have a deficiency from sex education perspective.

ACKNOWLEDGEMENT

FajarAs'ari is a Game Technology student in Soegijapranata Catholic University. Based on his academic excellence, he receives scholarship from the Ministry of National Education of Republic Indonesia (Beasiswa Unggulan Kemendikbud RI)

REFERENCES

- [1] J. Frankham, "Sexualities Sexual Antimonies and Parent / Child Sex Education : Learning from Foreclosure," *J. Sex.*, vol. 9, no. 2, pp. 236–254, 2006.
- [2] D. A. Fajar, Susanto, and R. Achmadi, "Strategi Optimalisasi Peran Pendidikan Seks Usia Dini di Paud Dalam Menanggulangi Pelecehan Seks Terhadap Anak di Pekalongan," *J. LITBANG*, vol. 13, pp. 40–52, 2014.
- [3] A. P. Rilianti and A. Ima, "Play Study : Educational Game Sebagai Media Belajar Pendidikan Seks Bagi Anak Sekolah Dasar," *Pelita - Jurnal Penelitian Mahasiswa UNY*, 2011. [Online]. Available: <http://journal.uny.ac.id/index.php/pelita/article/download/4275/3700>. [Accessed: 22-Jul-2016].
- [4] J. L. Vogel, "Prototype of an Educational Video Game for Knowledge Retention in Youth Health Education Jennifer L. Vogel University of Central Florida," in *Proceedings of the Human Factors and Ergonomics Society 58th Annual Meeting*, 2014, pp. 1944–1948.
- [5] L. Botturi and C. S. Loh, *Games : Purpose and Potential in Education*, 1st ed. USA, New York: Springer Publishing Company, Inc., 2008.
- [6] V. W. Febriani, D. S. Ardityo, and R. Sanjaya, "Idea Development on Games of Education for School 's

- Entrepreneurship Sustainability,” *J. Int. Conf. eLearning Knowledge-Based Soc.*, vol. 19, no. 11, 2014.
- [7] UNICEF, “Kisah Aksa,” *YouTube*, 2014. [Online]. Available: <https://www.youtube.com/watch?v=zAkEXUbjtKY>. [Accessed: 19-Jun-2016].
- [8] UNICEF, “Kisah Geni,” *YouTube*, 2014. [Online]. Available: <https://www.youtube.com/watch?v=5eM1U6PXyZk>. [Accessed: 19-Jun-2016].
- [9] NSPCC, “Simple Conversations to Keep Your Child Safe From Abuse.” [Online]. Available: <http://www.nspcc.org.uk/preventing-abuse/keeping-children-safe/underwear-rule/>. [Accessed: 10-Apr-2015].